

NETAC TW02G Wireless Earbuds User Manual

Manualsum, simplified manuals

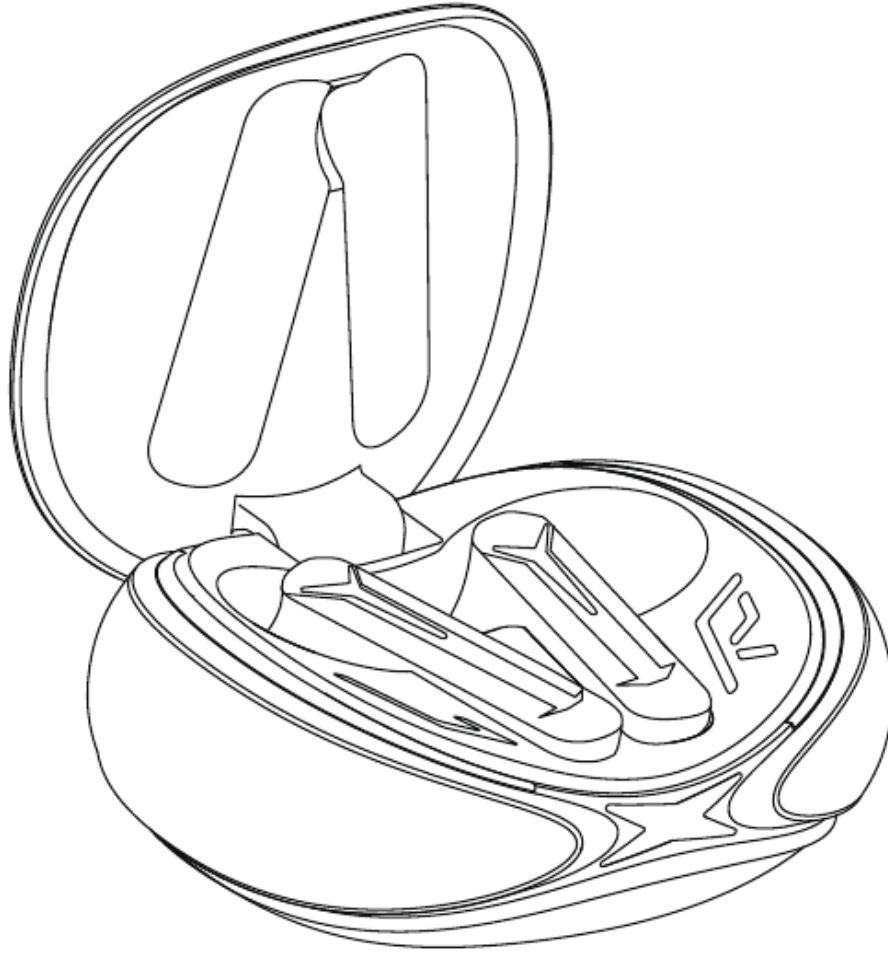
Table of Contents

- [NETAC TW02G Wireless Earbuds User Manual](#)
 - [Power ON/OFF](#)
 - [Bluetooth connectivity](#)
 - [Dongle Connection](#)
 - [Music Control](#)
 - [Control Calling](#)
 - [Charging Description](#)
 - [Specifications](#)
 - [Matters needing attention](#)

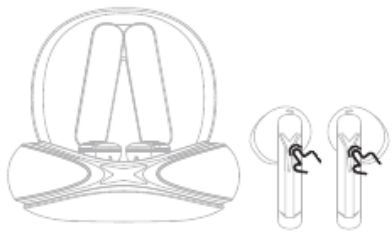
NETAC TW02G Wireless Earbuds User Manual

NETAC TW02G Wireless Earbuds User Manual

([2BEBP-TW02G](#))

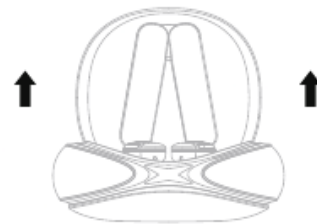


Power ON/OFF



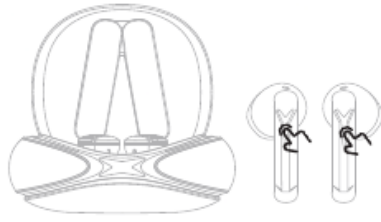
Touch & hold both left and right earbud for 3S to Powe on

Manual startup



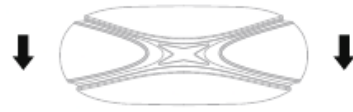
Open the case , then Earbuds will power on automatically

Auto startup



Touch & hold either left or right earbud for 5S to Power off (When Left and right earbuds are connect, Long press L/R earbud to turn off both of the ear buds)

Manual shutdown

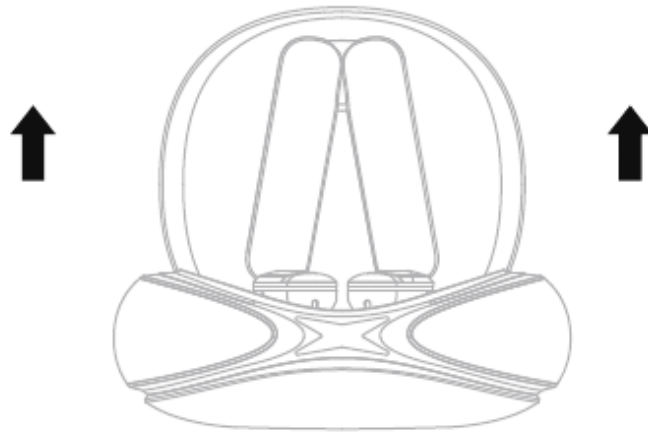


Put earbuds into charging case and close the case , it will power off automatically

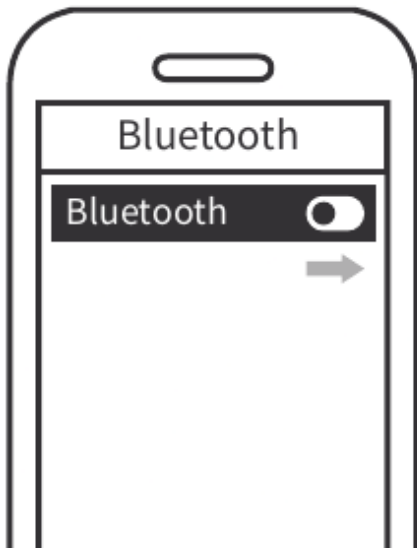
Auto shutdown

Bluetooth connectivity

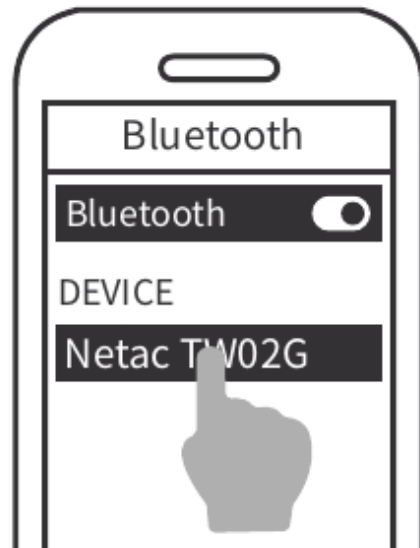
After the headset is turned on, the indicator light on one side displays green light, and the indicator light on the other side displays headphones Off. At this time, you can search the pairing name in the Bluetooth list of the mobile phone: "Netac TW02G", click the pairing name to connect.



CONNECTED



FIND THE DEVICE



Dongle Connection

(Dongle needs to be purchased separately)


Insert Dongle into your phone and automatically connect the earbuds.

Insert Type-C to USB adapter +Dongle into the computer to automatically connect the earbuds.

The Earbuds automatically enter game mode

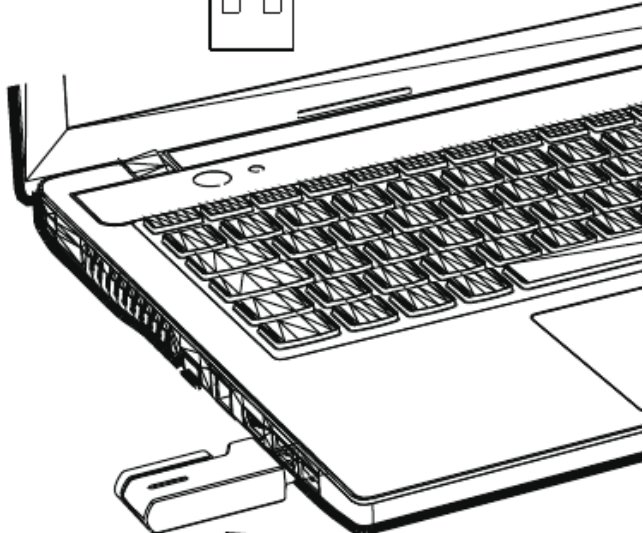
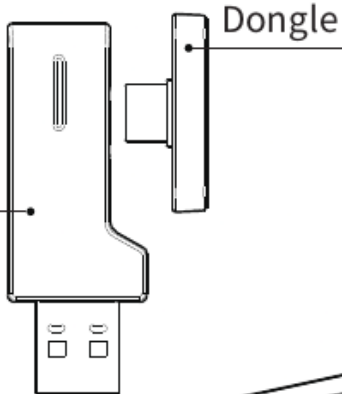
Some mobile phones require manual active OTG function.

Plug-in Dongle
automatic connection device



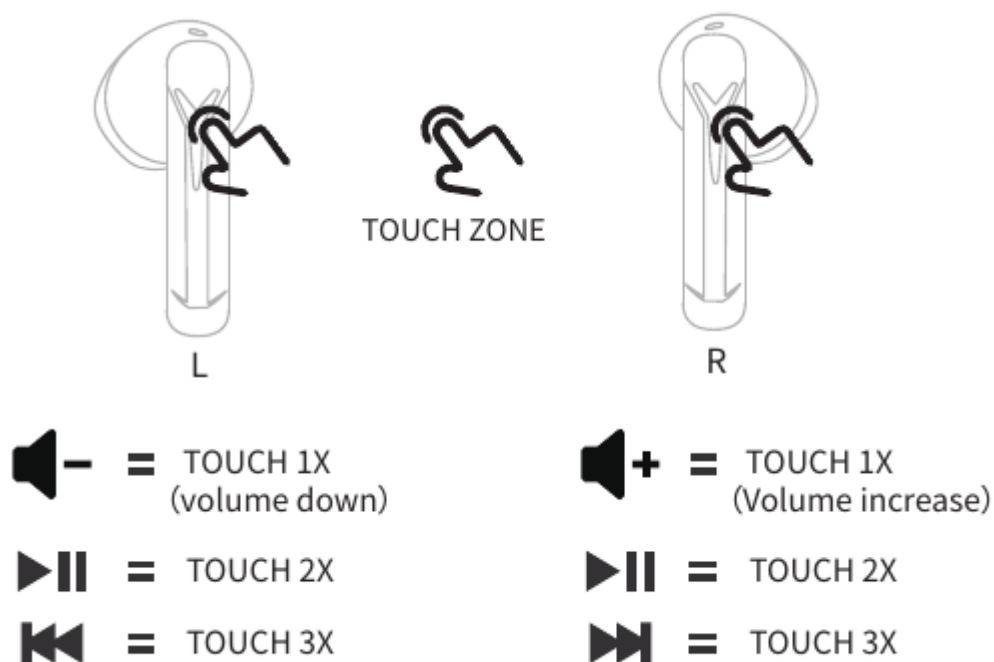
Dongle

Type-C to USB
port adapter

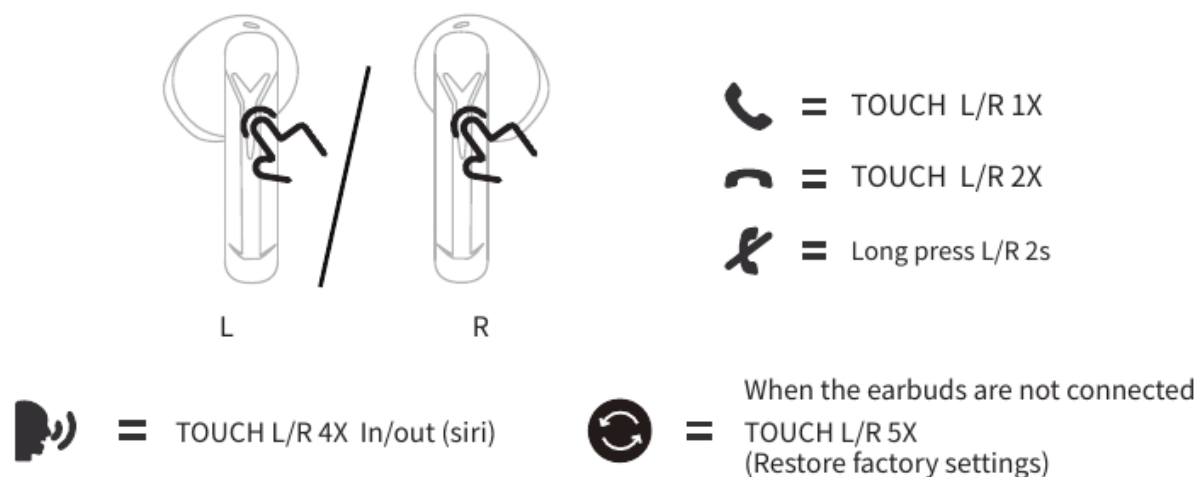


Type-C to USB port adapter+Dongle

Music Control

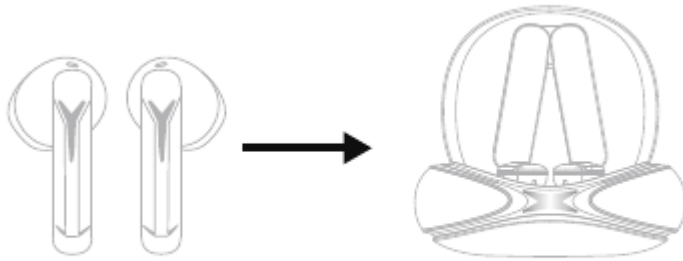


Control Calling



Charging Description

When the earbud battery is low with warning tone. Please put it into the charge case to charge it in time.



Specifications

- **Model:** TW02G
- **Charging Case:** 300mAh
- **Charging Time:** 1.5H
- **Speaker Unit:** 12mm
- **Input:** DC5V=350mA
- **Earbud Battery:** 35mAh
- **Play Time:** 5.5H (Earbuds) +22H(Charging Case)
- **Product Weight:** 43+5g
- **BT Distance:** 10M

Matters needing attention

- Please store and use this product in normal temperature environment;

[Manualsum](#)

- Do not expose this product to rain or humid environment for a long time;
- Do not throw it to avoid product damage caused by falling;
- Do not disassemble, repair or transform this product by yourself;
- Please use the power charger with rated voltage to charge;
- Unauthorized disassembly will invalidate the warranty.
- The batteries in the charging stand and earphone are non replaceable batteries
- Do not expose to such conditions as sunlight, fire or similar overheating