

CARPLAY TECHNOLOGY (CHINA) LIMITED 2BGRW- CP2-KITS Wifi Camera User Manual


Manualsum, simplified manuals

Table of Contents

- [CP2 User Manual](#)
 - [READ ME FIRST](#)
 - [What's in the box](#)
 - [Interface and connector](#)
 - [Connection diagram](#)
 - [How to set up wireless CarPlay](#)
 - [How to update or report](#)
 - [Support](#)
 - [Common FAQs](#)
 - [Downloads](#)

CP2 User Manual

Wireless Carplay Kits The Ultimate Copilot (12BGRW-CP2-KITS)



READ ME FIRST

CarPlay is a smarter, safer way to use your iPhone while you drive. You can get directions, make calls, send and receive messages, and enjoy your favorite music. All on your car's built-in display. And CarPlay now features more app categories and custom wallpapers for your CarPlay Dashboard.

[Manualsum](#)


This CarPlay Kit is designed for iPhone to use Apple CarPlay wirelessly on factory car multimedia system which has built-in wired Apple CarPlay.



What's in the box

1. Wireless CarPlay Kits *1
2. Double Sided Tape *1
3. User manual *1

Interface and connector



Function: Convert OEM Apple CarPlay to wireless Apple CarPlay

Compatibility: Car: with OEM Apple CarPlay

Control: OEM touch screen, steering wheel, and joystick control

Input Power: USB 5V~1A

Connectivity: Wi-Fi & Bluetooth

Operating Temperature: -25°C to +65°C

Connection diagram

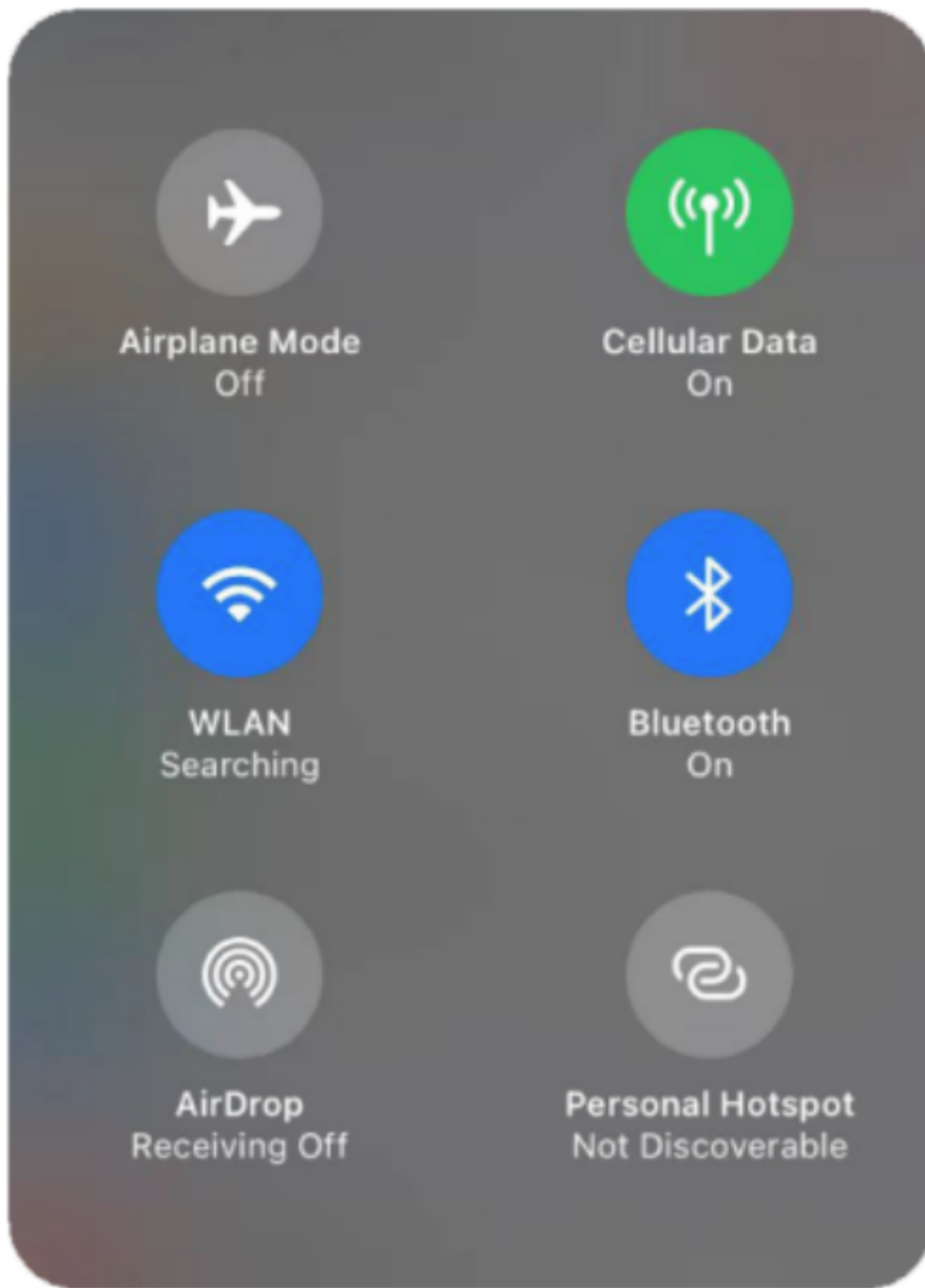


NOTE!


The CarPlay Kits should be plugged into the USB port that is for wired Apple CarPlay connecting if there are multi USB ports in your car.

How to set up wireless CarPlay

1: Start the car and wait for the car engine system to load. Keep your phone's Bluetooth and Wi-Fi enabled and not connected to any other signals.

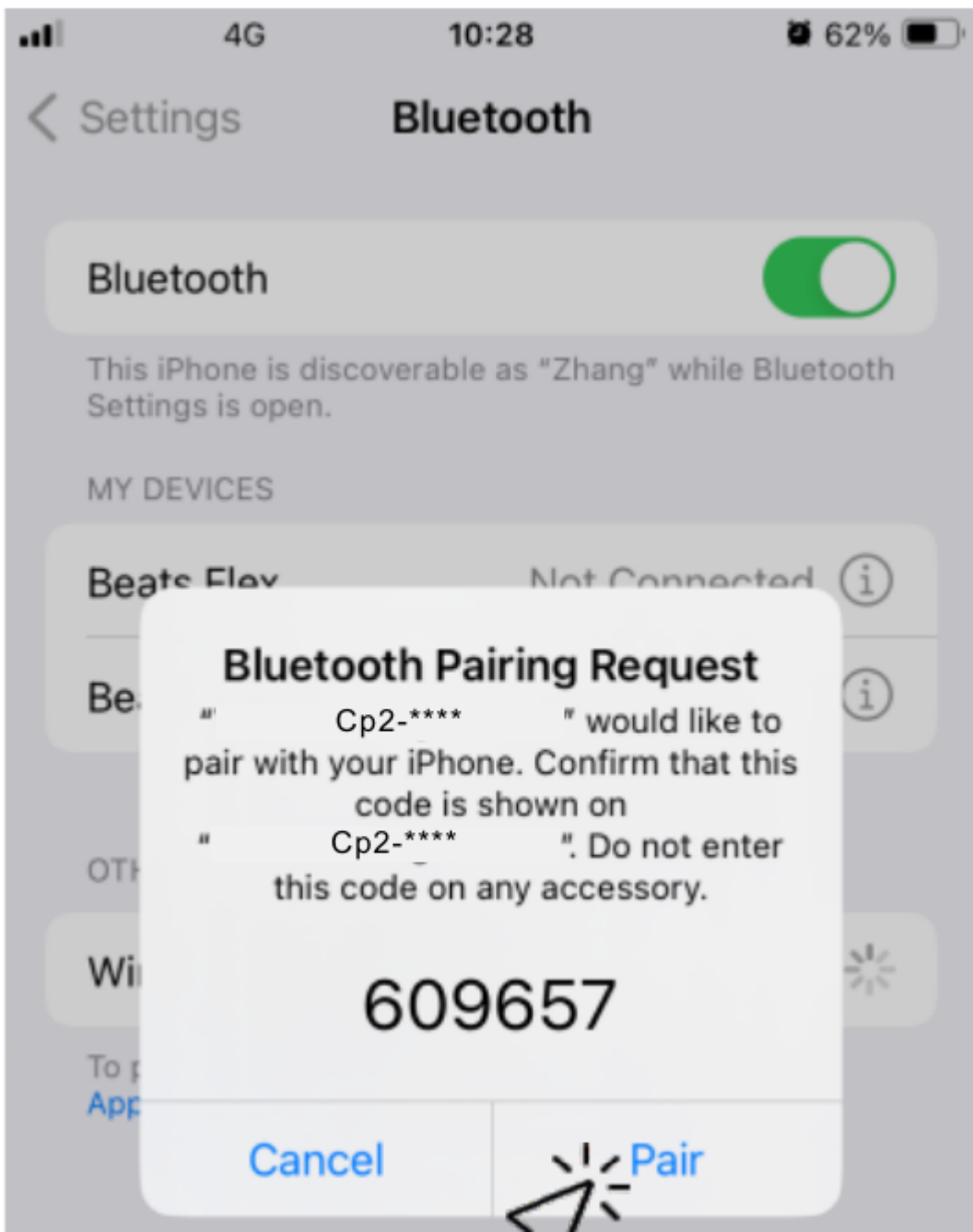


2: Connect the Wireless CarPlay Kits to your vehicle's Type-A port with Apple CarPlay functionality. Note that if your car has more than one port, make sure to plug the Wireless CarPlay Kits into the Type-A port of the wired CarPlay.



With a diagram of the data transfer ports, some of the ports will be wrapped in a white wire frame.


3: Open the Bluetooth interface of the mobile phone, find the Bluetooth signal of the Wireless CarPlay Kits "Cp2-****", Click pairing, the phone will prompt "Bluetooth pairing request", click all prompts "allow", wait a few seconds to connect successfully. [Most will automatically access whether the phone matches, no need to manually click.]



Allow Contacts and Favorites Sync?

Your car may request your contacts, phone favorites, and recent phone calls over Bluetooth. Do you wish to allow this? CarPlay will work without syncing.

Don't Allow


Allow 

Use CarPlay with

" Cp2-**** "?

CarPlay automatically connects your iPhone to your car's built-in display, and can access your phone while it is locked.

Not Now

Use CarPlay 

4: The Wi-Fi of the iPhone will automatically connect to the Wi-Fi signal “Cp2-****” of the Wireless CarPlay Kits. Do not connect to or any other Wi-Fi signals at this time. Please ensure that the Wi-Fi is not connected to other Wi-Fi signals.

- When the car screen switches to the CarPlay control interface, it means that the connection has been successful.
- After the initial pairing, when you use the Wireless CarPlay Kits again, it will automatically connect to your iPhone [ensure that your phone’s Wi-Fi and Bluetooth are enabled]. In certain cars, you may need to tap the CarPlay icon on your car’s display to initiate the connection.

Cyan status:

- Power on indicator

Green status:

- CarPlay connecting [green light fast flashing]
- CarPlay connected [green light slow flashing]

How to update or report

The CarPlay Kits works properly, it means the current version is suitable for your car. It is not recommended to update the firmware.

1. Power up the CarPlay Kits.
2. Connect the CarPlay Kits WiFi the password is “123454678”.
3. Open web browser and enter “192.168.1.101” to enter the setting page and click “Online Update” for CarPlay function.
4. Return to the browser’s page Click “upgrade”. [PS: When the update progress bar reaches 100%, the system automatically restarts and upgrades. During the system upgrade process, please do not power off.]
5. On the same page, you could also fill in the car brand, model, years, and more details, next tap “Submit to” to report the issue. Our engineers will record your problem and research possible solutions.

AA

192.168.1.101



System version information

Version number

202401301647

Config

Audio stream mode

Default

Start-up delay

0s

Wifi channel

UNII-1/36/5.180GHz

Factory data reset

Problem description

Automobile brand

Please enter the car brand

Car name

Please enter vehicle type

Automobile era

Please enter the age of the car

Contact Email

Please enter email

Detailed problem description

Please enter a description of the problem

Submit to

Online updates

upgrade

Support

Common FAQs

We've collected the following FAQ's from years of helping clients achieve success.

<https://www.carplaykits.com/en-us/common-faqs>

Downloads

Download the latest software updates from [carplaykits.com](https://www.carplaykits.com). Product firmware, software upgrades and standalone applications. <https://www.carplaykits.com/en-us/download>