

BAMiNi KR166 Children Headset User Manual

Manualsum, simplified manuals

Table of Contents

- [BAMiNi KR166 Children Headset User Manual](#)
 - [Power Switch](#)
 - [Bluetooth pairing](#)
 - [Enable Ear Return](#)
 - [Automatic switching between two mics](#)
 - [Decibel Switching](#)
 - [Volume switching](#)
 - [Play and pause](#)
 - [Caution:](#)

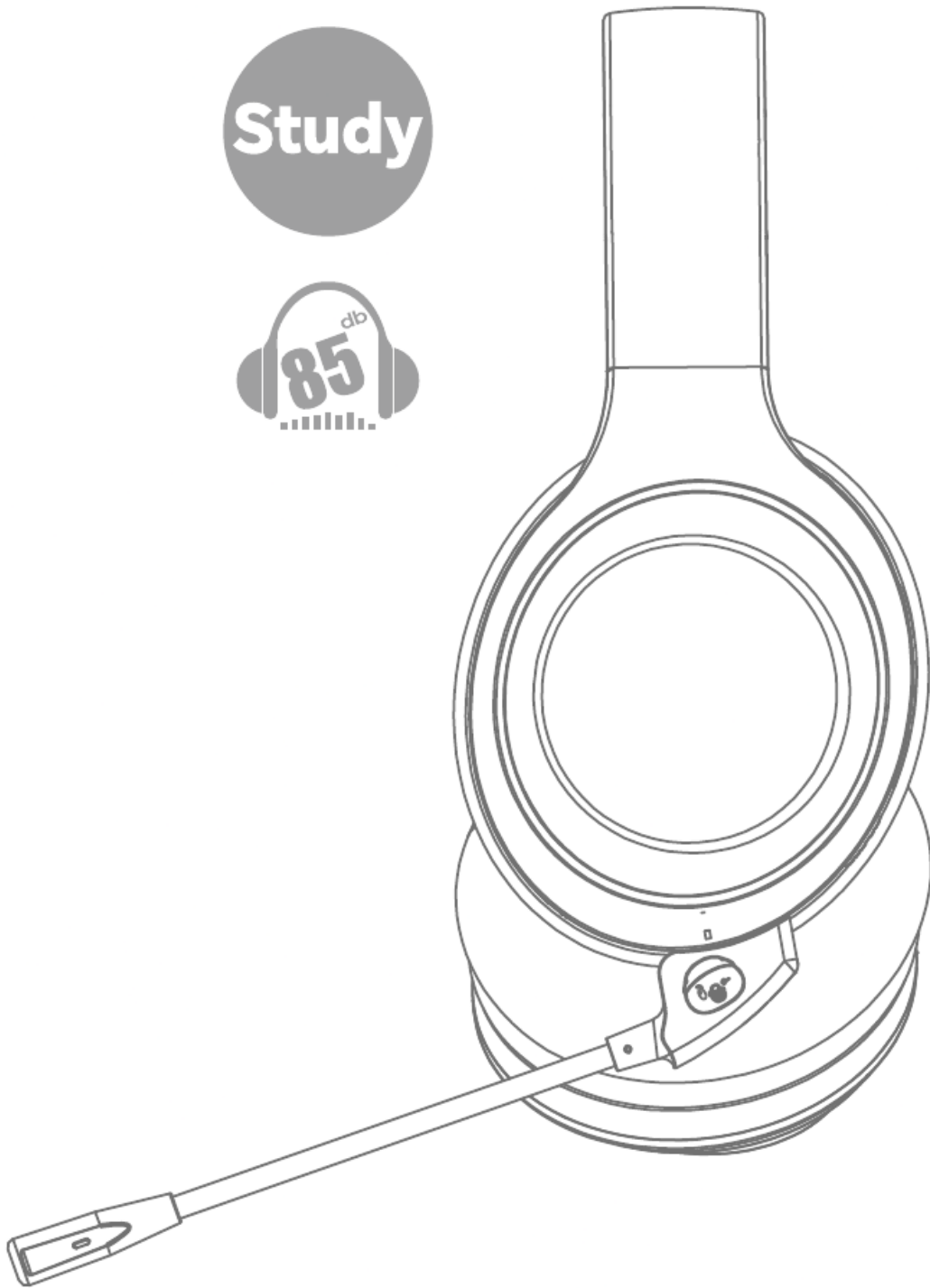
BAMiNi KR166 Children Headset User Manual

BAMiNi KR166 Children Headset User Manual

Hangzhou BAMiNi Electronics Technology KR166 User Manual

FCC id: [2ASXZ-KR166](#)

Study



BAMI Ni[®]

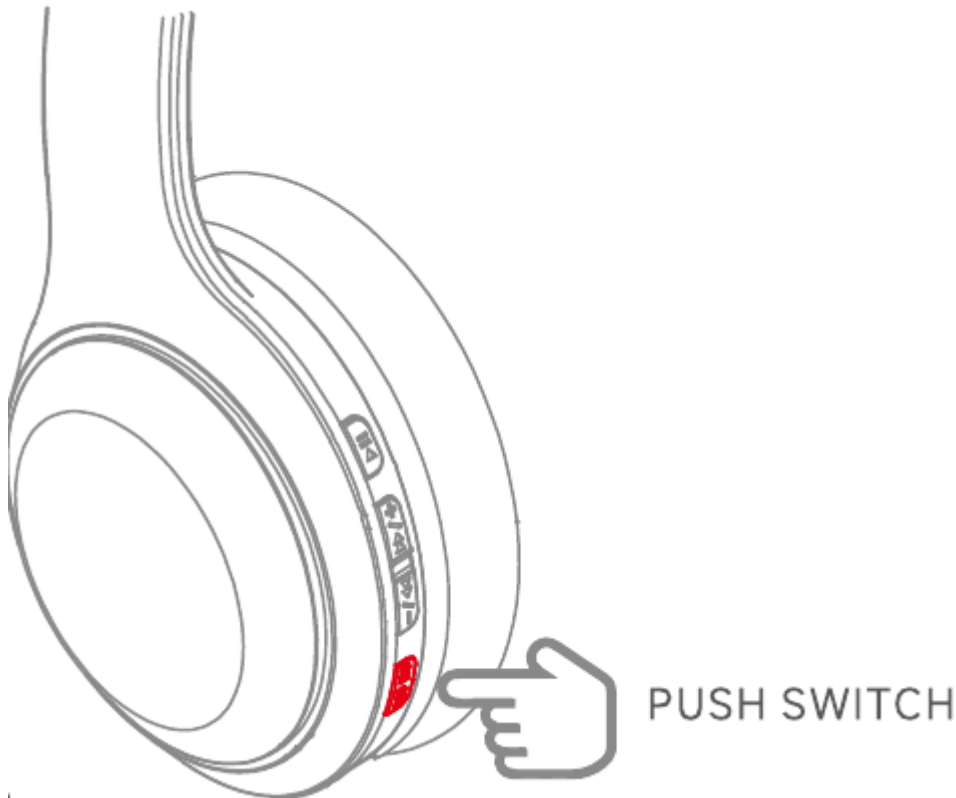
• **Bluetooth:** V5.3

[Manualsum](#)

- **Bluetooth name:**
BAMINi Study
- **Product Model:** Study
- **Transmission distance:** 10m
- **Operating time:** 35h (playing time)
- **Charging time:** 1h
- **Battery capacity:** 500mAh
- **Speaker diameter:** 40mm
- **Impedance:** 320
- **Mic wind:** 4015, -42db+3db
- **Charging interface:** Type-C



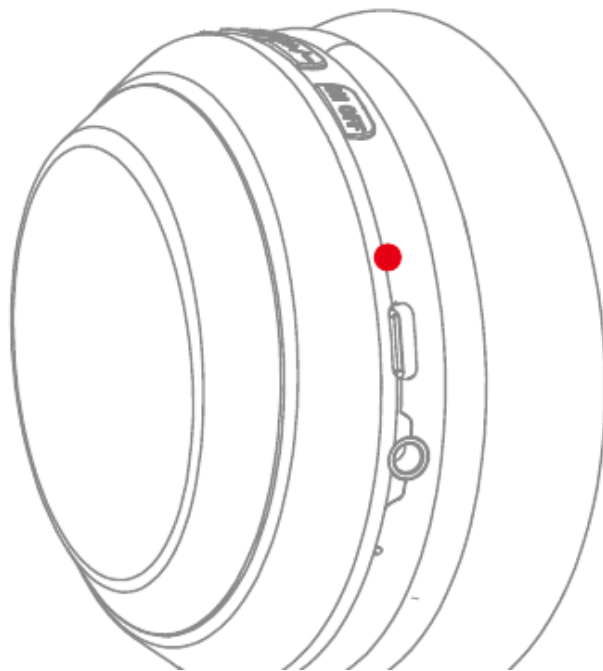
BAMINi headphones use a keep-open built-in sound control circuit to keep volume peaks within 85 decibels. This product is environmentally friendly, durable and long lasting. Its decibel level is used as recommended by the U.S., EU and many hearing health organizations including WHO



Power Switch

Power on: Push the switch to "ON"

Power off: push the switch to “OFF”



Pairing ● ●

Pairing successful ●

Bluetooth pairing

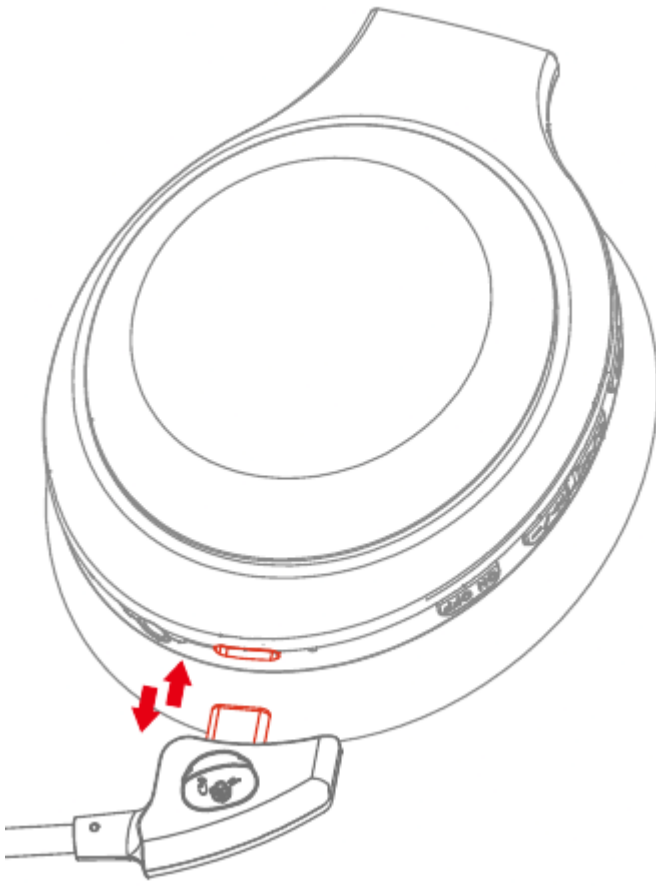
The power on automatically enters the pairing state, at this time the red and blue lights flash alternately. After successful pairing, the blue light will light up once every 10 seconds.

Enable Ear Return

First turn on the headset power switch to ON, and then insert the microphone pole.

Automatic switching between two mics

Unplug the microphone pole to automatically switch to Bluetooth mode microphone, plug in the microphone pole to automatically switch to Earphone mode



Decibel Switching

Press the + and - signs at the same time to switch between 85dB/95dB volume levels (default 85dB).

Volume switching

Increase volume: single press “+”

Decrease volume: single press 1 time “-”



Play and pause

Previous song: Press and hold “+” for 2 seconds

Next song: Press and hold “-” for 2 seconds

Pause: Short press  1 time



Caution:

- The headset is not waterproof and must not be immersed or splashed with water.
- The product must not be used in extreme temperatures;
- Do not open the internal structure of the headset, there is no need for the user to maintain the parts. If opened, the product warranty will be void.
- Earphones can only be cleaned with a soft dry cloth, do not use any burr sense of cleaning supplies.
- Driving, bicycling, etc. need to be fully concentrated when the product should not be used;
- This product is not suitable for high power amplifiers.
- This product is not suitable for high power amplifier, please use this product with care.

COMPLIANT



~~ Complies with the EU “Restriction of the Use of Certain Hazardous Substances” directive, which restricts the use of certain hazardous materials and products in order to protect the environment.



This product is marked with CE mark and labeled to comply with all provisions of RoHS Directive 2011/65/EU.



Household equipment disposal guide Many electronic products can be repaired or recycled, saving natural resources and protecting the environment. If not recycled, electronic devices will end up in landfills, causing hazardous materials to leak and contaminate soil and water, thus endangering the health of wildlife and humans. Please do not throw any electronic devices in the trash. Many local authorities will place containers to collect batteries for recycling. Public buildings and your workplace may also have such containers. Batteries will end up in landfills, causing hazardous materials to leak and contaminate soil and water, thus endangering the health of wildlife and humans. Batteries containing hazardous materials such as mercury (Hg), cadmium (Cd) or lead (Pb) are also marked with a chemical symbol. This symbol indicates that the battery should be disposed of separately from household waste in accordance with local laws and regulations. When this product reaches the end of its useful life, it should be taken to a collection point designated by the local authorities or returned to the place of purchase for recycling or disposal.

©BAMiNi CO.,LTD.

BAMiNi is a registered trademark, see details

www.bamini.com