

EasyXR EZXR AR Glasses Controller User Manual

Manualsum, simplified manuals

Table of Contents

- [EasyXR EZXR AR Glasses Controller User Manual](#)
 - [Controller](#)
 - [Controller Basic Functional Operations](#)
 - [About us](#)
 - [Contact information](#)

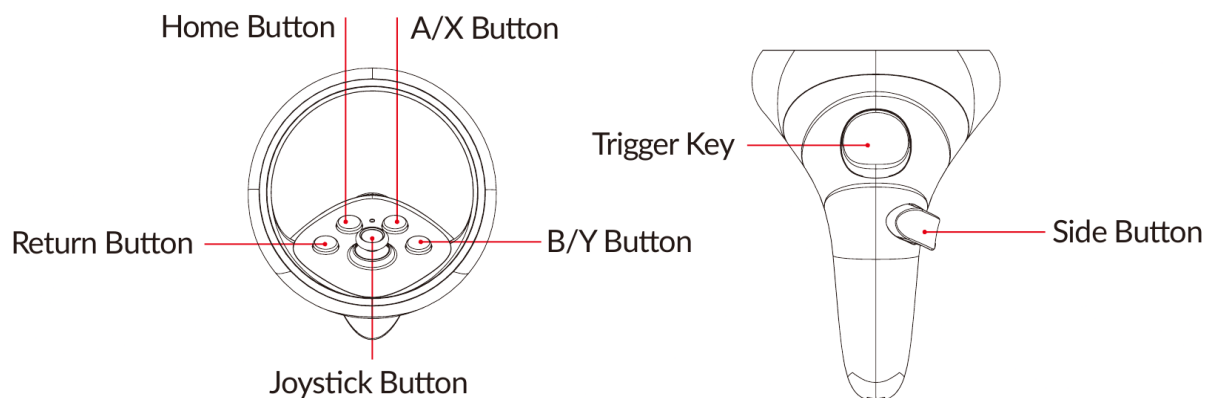
EasyXR EZXR AR Glasses Controller User Manual

EasyXR EZXR AR Glasses Controller User Manual

Model: EZXR AR Glasses Controller

FCC id: [2BHK3-CONTROLLER](#)

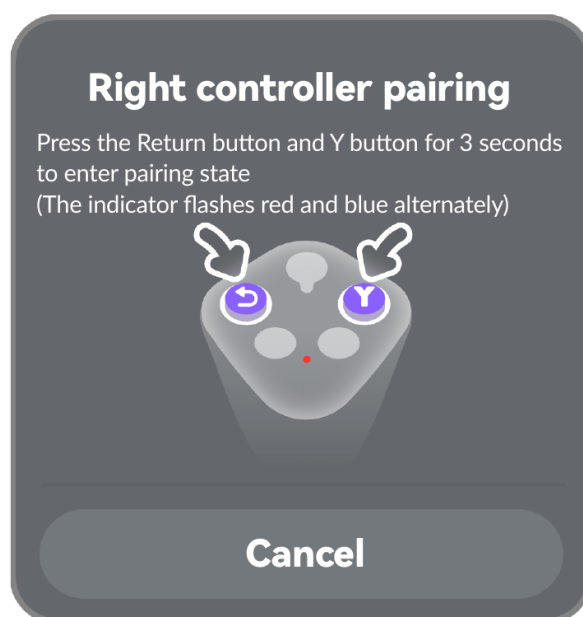
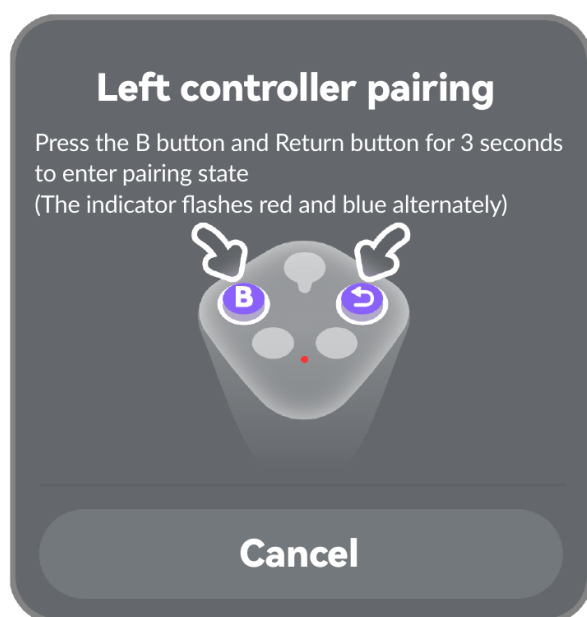
Controller



Controller support **6DoF** (Degrees of Freedom)

Controller Basic Functional Operations

- **Trigger Key:** Click to confirm operations.
- **Side Button:** Supports custom functions.
- **Home Button:** Click to summon the system menu, click again to close the system menu.
- **Return Button:** Click to return to the previous level, long press to return to the home page.
- **A/X Button:** Supports custom functions.
- **B/Y Button:** Supports custom functions.
- **Joystick Direction:** Supports custom functions.
- **Joystick Press:** Supports custom functions.



(Optional)

About us

Company name: Hangzhou EasyXR Advanced Technology Co.,Ltd.

Company website: www.ezxr.com

Contact information

Address: C6, Qianjiang Century Park, Guanlan Road, Xiaoshan District, Hangzhou, Zhejiang

Email: grp.bd@ezxr.com

Telephone: 0086-0571-89852191



WeChat official account