JR-NY

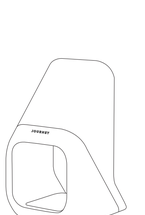

JOURNEY NOVA
3in 1 Wireless Charging Stand

User Manual

1 1 1

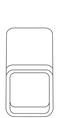

Package Contents

1 JOURNEY NOVA
3in 1 Wireless Charging Stand

1 USB-C to USB-C Cable
(1.5 m)

1 Magnetic Ring

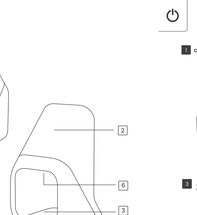

1 Apple Watch Charger

2 MagSafe Wireless
Charging Base

3 Earbuds Wireless
Charging Base

4 LED Indicator

5 USB-C Connector (to
Power Adapter)

6 Guiding Light

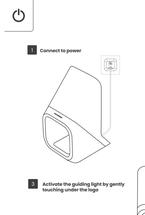

1 **Connect to power**

2 **Place your Apple devices as shown in the picture**

3 **Activate the guiding light by gently touching under the logo**

Specifications

Model	JNQ313-3 (JNQ313WO)
Dimensions	80.0 (L) x 90 (W) x 152.0 (H) mm 3.1 (L) x 3.6 (W) x 5.9 (H) in
Weight	407 grms 0.9 lbs
Input	QC/PD 2.0/3.0 5V/3A 9V/3A 12V/1.5A 15V/3A 20V/1.5A
Output 1	Phone Wireless Charging (120-enabled) - 15W max Earbuds/AirPods Wireless Charging 5W max Apple Watch Wireless Charging - 2W max
Warranty	1 Year

Warnings

- This device uses inductive charging. Do not place metallic objects between the device and the apparatus when charging (on top of the charging pad).
- Avoid placing phone cases which include metallic portions on the charging pad. Doing so may cause overheating, place smaller metallic objects, such as foil logos on phone cases, and the charger may continue to operate. In these cases, the phone may heat up and there is a risk of damage to the device being charged over time.
- This device is designed for indoor use only.
- Do not disassemble, open, crush, bend or deforme it to damage device outright or high frequency conditions.
- It is normal for the device to be slightly warm to touch during operation. Provide adequate ventilation and do not cover the device while in operation.
- Please handle the device with care and care for your device will void the warranty on the product.
- Do not use the product if it becomes damaged as this could cause injury to the user and damage to the product.
- Journey bears no responsibility for damage to the device or incidental damages arising from improper use or misuse of the product. Journey will at its discretion repair or replacement of the device or other damages in these circumstances.

LED status	Device Behavior
White light automatically turns off after 10 sec.	Power On / In Operation
Red Light	Metal or abnormal object detected
Light Off	Standby / Power off

Troubleshooting

Symptom	Solution
My phone will not attach magnetically.	• For the iPhone to attach magnetically, a MagSafe compatible case must be used or the phone case used without a case. Alternatively the included magnetic ring can be used to attach the charger directly to your phone or case (iPhone 12 and above support MagSafe natively.)
iPhone is not charging wirelessly	• Ensure you are using an appropriate USB-C wall adapter. It is mandatory to use an adapter with minimum 30W output. It is also mandatory to use the included USB-C to USB-C cable.
My device charges intermittently	• Thick cases can interfere with wireless charging - if using a case ensure it is removed. Remove from the case while charging

Warranty Period

12 Months

Warranty Terms

AUDAC Corporation Pty Ltd warrants this product to be free from defects in materials and workmanship for the warranty period specified from the date of purchase, provided the product is used in accordance with the accompanying recommendations and instructions.

Exclusions

This warranty no longer applies where any defect results from alteration, accident, misuse, abuse or neglect of the product, or if the product has been used for purposes for which it is not designed or has been used improperly. This warranty does not cover the battery (if any) as it is a consumable item intended to be replaced when it is exhausted.

How to Make a Claim

Keep a copy of the receipt as proof of purchase and return the product with the receipt to your place of purchase to make a warranty claim.

This warranty is in addition to your rights under the Australian Consumer Law.

Our goods come with guarantees that cannot be excluded under the Australian Consumer Law. You are entitled to replacement or refund for a major failure and compensation for any other reasonably foreseeable loss or damage. You are also entitled to have the goods repaired or replaced if they fail to be of acceptable quality and the failure does not amount to a major failure.

For New Zealand customers, this warranty is in addition to statutory rights under New Zealand legislation.

AUDAC Corporation Pty Ltd

Level 34, 140 William St Melbourne VIC Australia 3000

1300 790 989

Use of the Made for Apple badge means that an accessory has been designed to connect specifically to Apple products and is identified in the badge and has been certified by the developer to meet Apple performance standards. Apple is not responsible for the operation of this device or its compliance with safety and regulatory standards. Please note that the use of this accessory with an Apple product may affect wireless performance.

The Apple logo, AirPods, Apple, Apple Watch, iPhone and iPad are trademarks of Apple Inc, registered in the U.S. and other countries.

The Qi symbol is a trademark of the Wireless Power Consortium.

FCC Compliance Statement

This device complies with Part 15 of the FCC Rules. Operation is subject to the following two conditions:

(1) This device may not cause harmful interference and

(2) This device must accept any interference received, including interference that may cause undesired operation.

Changes or modifications not expressly approved by the party responsible for compliance could void the user's authority to operate the equipment.

This equipment has been tested and found to comply with the limits for a Class B digital device, pursuant to Part 15 of the FCC Rules. These limits are designed to provide reasonable protection against harmful interference in a residential installation. This equipment generates, uses and can radiate radio frequency energy and, if not installed and used in accordance with the instructions, may cause harmful interference to radio communications. However, there is no guarantee that interference will not occur in a particular installation.

If this equipment does cause harmful interference to radio or television reception, which can be determined by turning the equipment off and on, the user is encouraged to try to correct the interference by one or more of the following measures:

- Reorient or relocate the receiving antenna.
- Increase the separation between the equipment and receiver.
- Connect the equipment into an outlet on a circuit different from that to which the receiver is connected.
- Consult the dealer or an experienced radio/TV technician for help.

FCC Radiation Exposure statement

This equipment complies with FCC radiation exposure limits set forth for an uncontrolled environment. This equipment should be installed and operated with minimum distance 20cm between the radiator and your body. This transmitter must not be co-located or operating in conjunction with any other antenna or transmitter.

Responsible Party - U.S. Contact Information

AUDAC USA LLC
17763 Kinsman Dr.
Nevada City 95959 USA

EU Declaration of Conformity

Hereby, AUDAC Corporation declares that this product is in compliance with Directive 2014/53/EU. The full text of the EU declaration of conformity is available at the following Internet address by clicking on the Compliance Documentation link (www.journeyfit.com).

IC Caution:

Radio Standards Specification RSS-Gen, Issue 5

This device contains licence-exempt transmitter(s)/receiver(s) that comply with Innovation, Science and Economic Development Canada's licence-exempt RSS(s). Operation is subject to the following two conditions:

(1) This device may not cause interference,

(2) This device must accept any interference received, including interference that may cause undesired operation.

This device must not be co-located or operating in conjunction with any other antenna or transmitter.

Radiation exposure statement: IC radiation exposure limit set forth for an uncontrolled environment. This equipment should be installed and operated with minimum distance 20cm between the radiator and your body. This transmitter must not be co-located or operating in conjunction with any other antenna or transmitter.

Responsible Party - U.S. Contact Information

AUDAC USA LLC
17763 Kinsman Dr.
Nevada City 95959 USA

JOURNEY DESIGNED IN AUSTRALIA

© 2020-2021 All rights reserved. Reproduction in whole or in part without permission is prohibited. All other trademarks are the properties of their owners.
JOURNEY is the trademark of AUDAC Corporation.