

# **BT0066 USB Bluetooth 5.3 Dongle User Manual**

## **Manualsum, simplified manuals**

Table of Contents

- [BT0066 USB Bluetooth 5.3 Dongle User Manual](#)
  - [Package Contents](#)
  - [Safety Instructions](#)
  - [Installation](#)

# **BT0066 USB Bluetooth 5.3 Dongle User Manual**

BT0066 USB Bluetooth 5.3 Dongle User Manual

Sirona Dental Systems DS B1 BT User Manual

FCC id: [2AD7W-6845163](#)



Model: 6845163

# Package Contents

- USB Bluetooth Dongle x1
- User Manual x1

## Safety Instructions

Put the device always on a stable and straight surface. It will damage the device if it falls.

Don't place the device into direct sunlight or in places with high temperature. This will damage the device or shorten its average lifespan.

Don't place it near heat sources like radiators or other heat producing devices.

Don't expose the device to water, moisture or high humidity.

Don't place it in the bathroom or the kitchen near a sink. Avoid direct contact with water.

Don't try to open the device.

Prior to the first use of our product make a backup of your data.

In the case of improper use, we are not liable for any loss of data.

In any case, liability for loss of data is limited to the effort that is necessary to restore from existing backup copies.

### **Congratulations on the Purchase of BT0066!**

Please read the manual and safety Instructions before using the product for the first time.

Otherwise damage may result.

Elaborated to the best of our knowledge and with utmost diligence we reserve the right of error and technical modifications.

## Installation

Installation only for Windows 7, the other versions just plug and play.

1) Insert BT0066 to PC and download the driver online.

<http://downloads.2direct.de/treiber/BT0066.zip>

2) Open "setup.exe" inside BT00066 file.



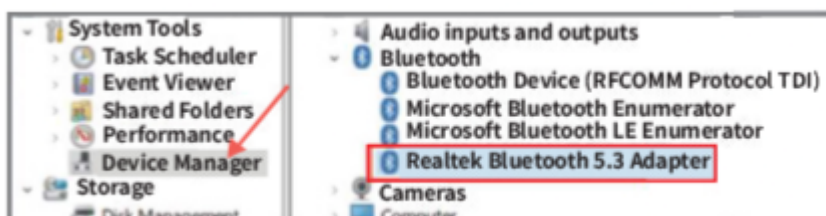
3) Click “Next” to start installation.



4) Click “Always trust software from Realtek Semiconductor Corp” and install it if there is a warning window shown up.

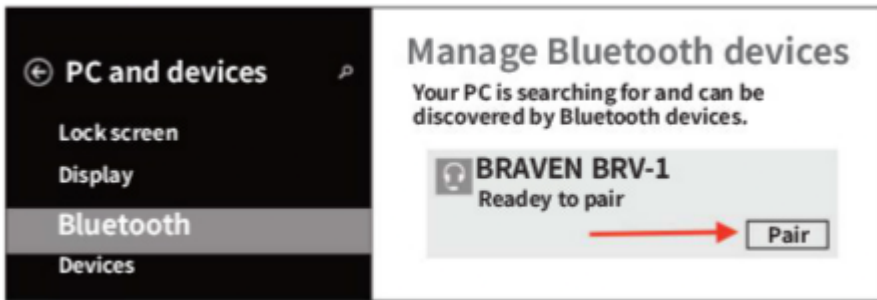
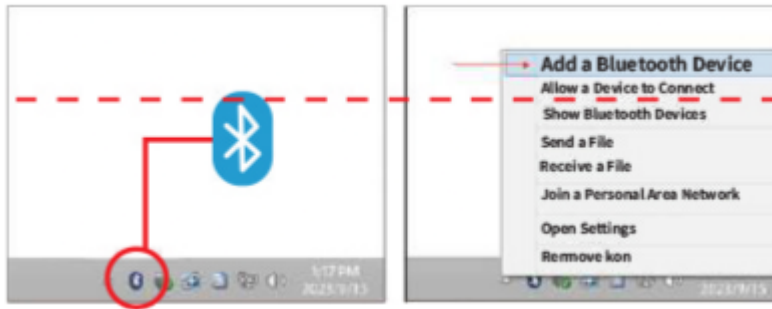


5) Please restart the computer after installation finished and you will find “Realtek Bluetooth Adapter” under device manager if driver installed successfully.



6) After restarting the computer, do not unplug the BT0066 Bluetooth adapter.

The Bluetooth icon will appear on the desktop and please double-click the icon to start connecting to the Bluetooth device.



- Frequency range: 2,402-2,480 MHz
- Max. transmission power: 1.62 mW

Bluetooth devices

- **Do not support Mac OS and Linux. If your computer has built-in Bluetooth function, please disable the built-in Bluetooth of the computer first.**