

# [Voxx Accessories Wireless TV Headset User Manual](#)

**[Manualsum](#), simplified manuals**

Table of Contents

- [Voxx Accessories Wireless TV Headset User Manual](#)
  - [What's in the package?](#)
  - [Step 1: Charge the headset](#)
  - [Step 2: Pair the new headset with your transmitter](#)

## **Voxx Accessories Wireless TV Headset User Manual**

Voxx Accessories Wireless TV Headset User Manual

MySound Wireless TV Headset User Manual

[VIXARHTVHS](#)

# MySound



## What's in the package?

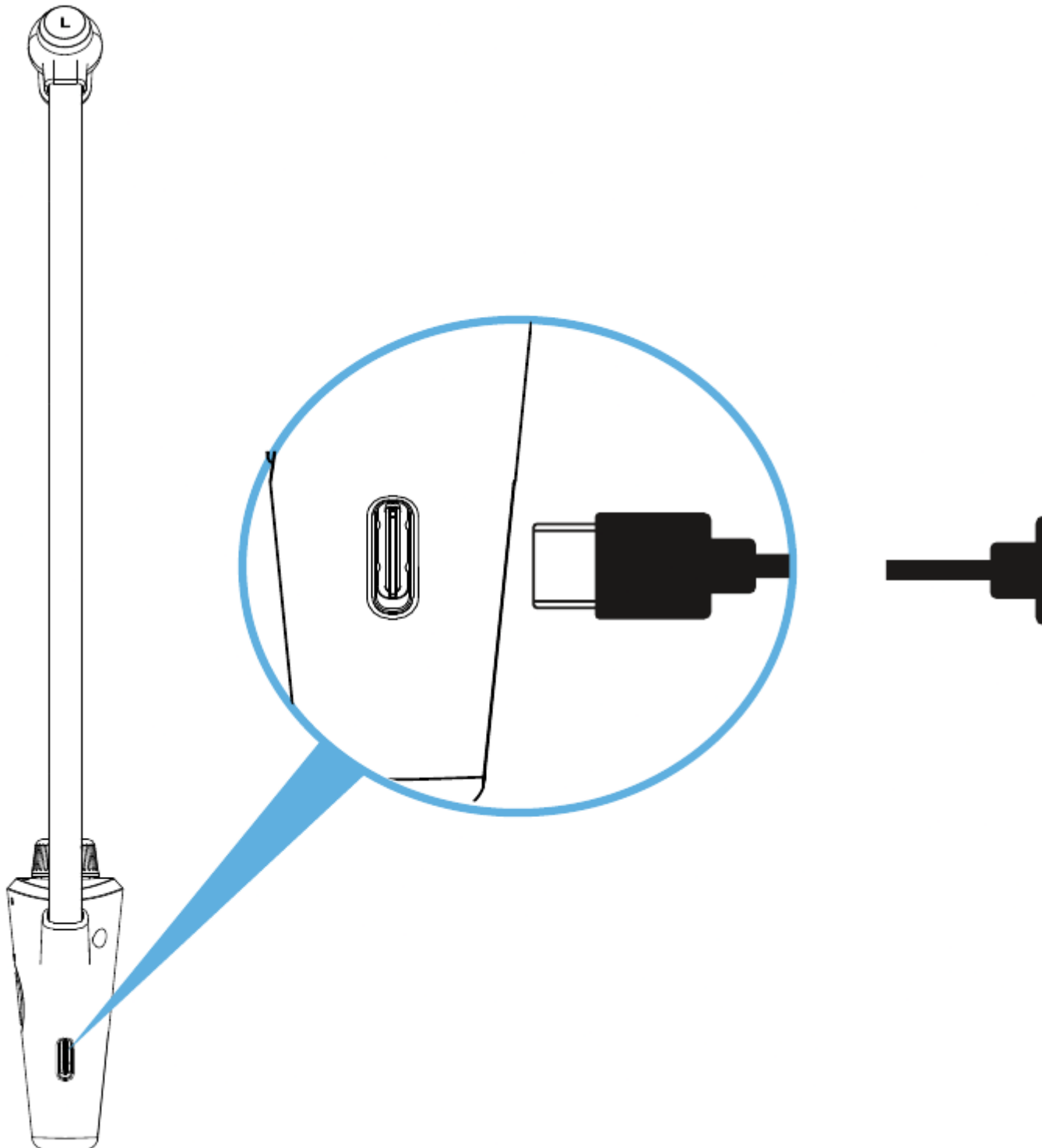


USB charging  
cable

## Step 1: Charge the headset

Plug one end of an included charging cable into the charging jack on the left side of the headset.

Plug the other e



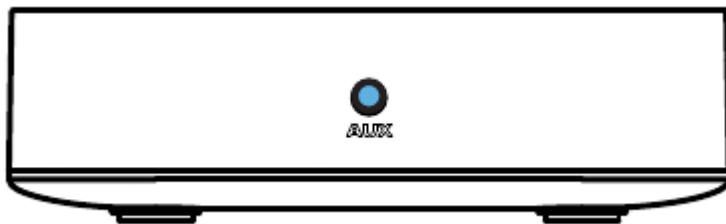
The indicator lig

## Step 2: Pair the new headset with your transmitter

**1.** Make sure the transmitter is on (its indicator light should be solid blue). Press and hold the

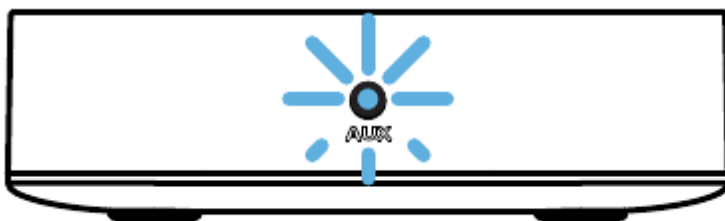


button if the transmitter isn't on.




**2.** Press and hold the transmitter's PAIR button to start pairing with your new headset.

The AUX indicator light starts blinking on the transmitter's front panel.



**3.** Put the headset on and rotate its volume knob to the minimum position. You will hear a startup sound followed by a beep. This



After a few moments, the audio from your TV will be transmitted to the headset (make sure your TV is on and its volume is turned up).

