

# [XQ Innovation Health Technology Remote Controller User Manual](#)

## [Manualsum](#), simplified manuals

### Table of Contents

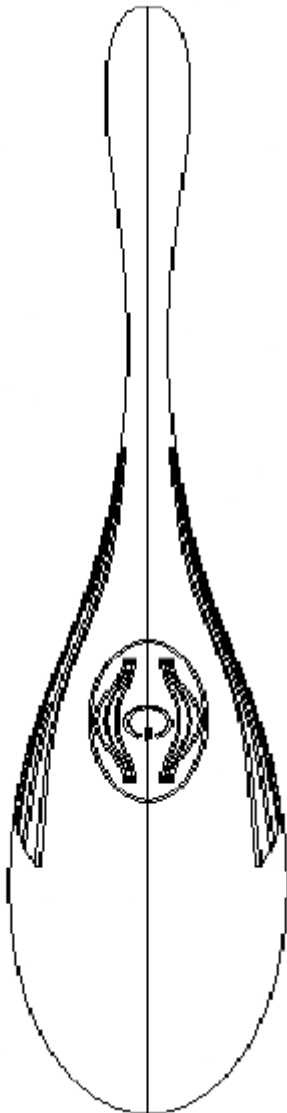
- [XQ Innovation Health Technology Remote Controller User Manual](#)
  - [Instructions for use](#)
  - [Specification:](#)
  - [Instruction](#)
  - [Warm Notice](#)
  - [Remote Control](#)
  - [App Control](#)

## **XQ Innovation Health Technology Remote Controller User Manual**

XQ Innovation Health Technology Remote Controller User Manual

FCC id: [2BHXYX-XQ003](#)

# Instructions for use



## Specification:

- **Type:** XQ-003
- **Name:** Love Egg
- **Material:** Silicone+ABS
- **Battery:** 300 mAh lithium ion
- **Size:** 180\*35\*35 mm
- **Motor:** 1
- **Input:** SVIA
- **Mode:** 10 vibration mode
- **Noise:** Less than 50db
- **Using time:** 45-80 mins
- **Charging Time:** 60 mins

## Instruction


**ON/OFF:** Press power button 2-3 seconds

**Change Vibration:** Press power button to adjust


## Warm Notice

1. Clean the toy with soap warm water And store it in dry bag.
2. Pls full charged before first use.
3. Stop use when you found the toy damage.

## Remote Control

1. Press the switch  for a long time to open up vibrator.
2. Briefly press the “+” and “-” remote control button to change frequency.

## App Control



- Scan the QR code to download the APP

- Scan the QR code to bind the Device

1. Download and install Love Spouse” , register and log in.
2. Click “ +” to scan the bind device, or enter “8193” to bind the device.
3. Before using APP control] Please activate the vibrator manually.
4. Please allow APP to access Bluetooth

